

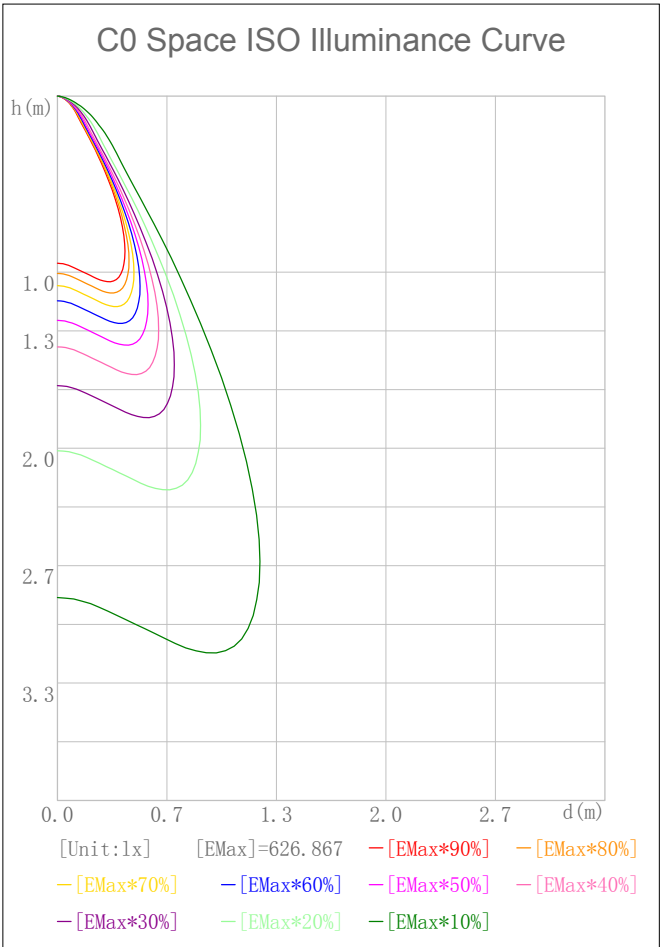
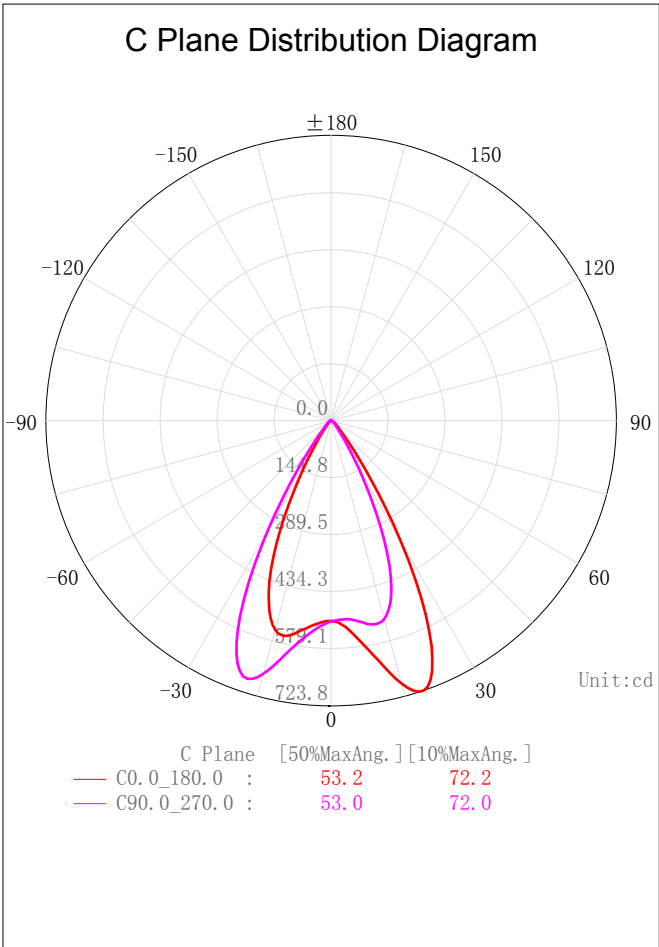
Indoor Luminaire Photometric Data

Description Information

Luminary Name:WL02-06-XX-02 2700K RA90 60D		Lum. Catalog:	Test ID: 01
Lamp Name:		Lamp Catalog: LED	Test Date: 2021/10/25
Manufacture: Shenzhen Norming Lighting Co., Ltd		Shld.Ang(°):	Test Machine:GON-2000
Test Lab: Quality Department		Frequency (Hz):	Lamp CCT (K): Ra:
Lum. Size (W*L*H):0.038m*0.038m*0.000m		Lum. Area (m2):0.001	Lum. W (kg): 0.000
Test System: C, γ	Test Step: C=90.0 γ=1.0	Temp. (°C): 25	Humidity(%): 50.0

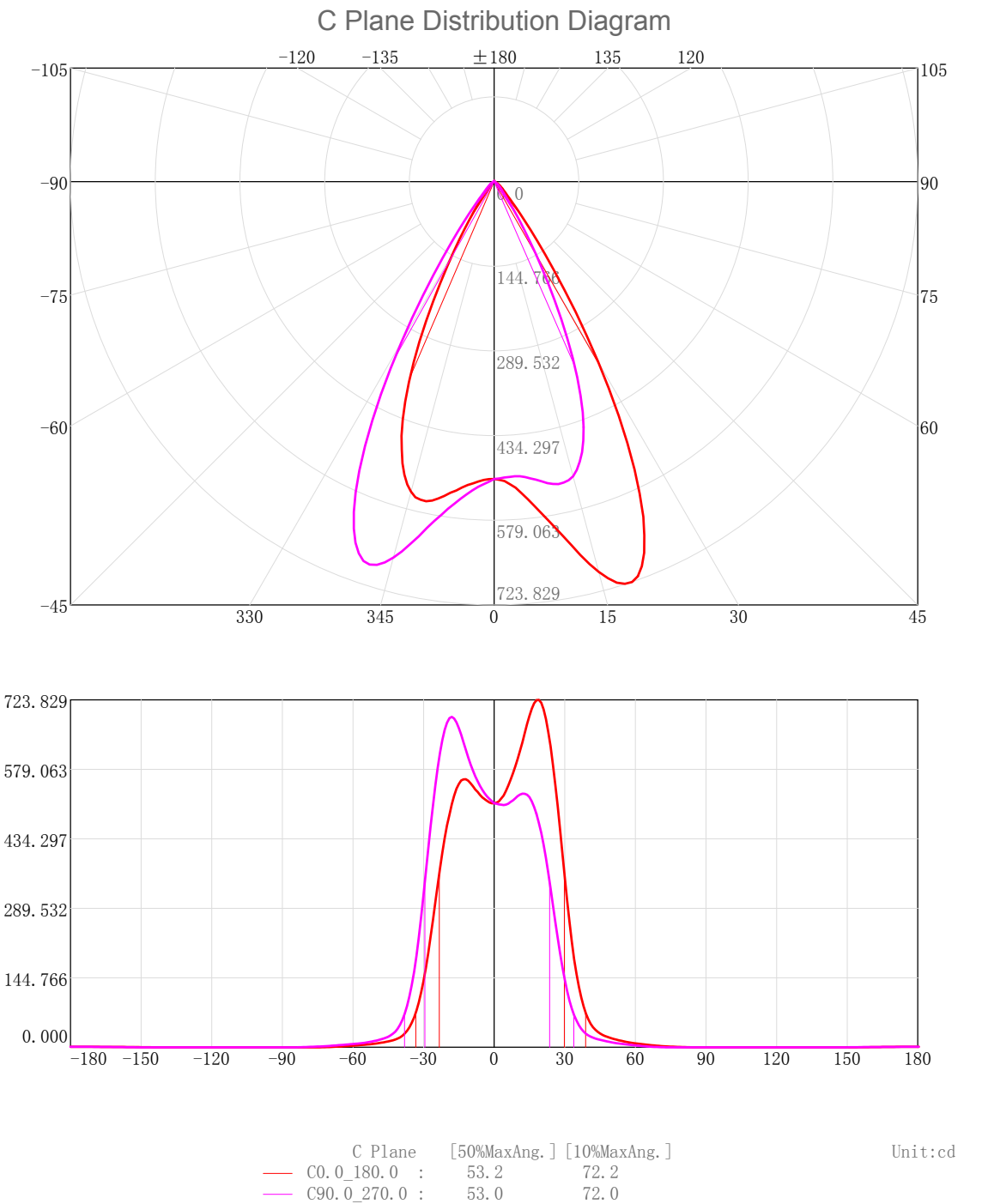
Character Parameter

Lamp Speciality Parameter		Luminaire Speciality Parameter	
Rated Flux(lm): 507.790	Luminary Flux(lm): 507.788	Field Angle(10%Imax): 72.2(°)	
Rated Power(W):	Luminary Efficiency: 100.00%	Down Lumens&Percent: 507.279lm 99.90%	
Rated Voltage(V):	Luminary EER(lm/W): 81.638	Up Lumens&Percent: 0.508lm 0.10%	
Tested Power(W): 6.220	Max. Candela(cd): 723.829	S/MH: C0_a180=1.011 C90_270=0.992	
Lamps' Inside: 1	Max Cand@Ang. (°): C=0.0 γ=19.0	CIE Type: Semi-Direct	
Tested Electrics (V, A, pf):240.8, 0.030, 0.844	Beam Angle(50%Imax): 53.2(°)	ErP Φ use(90°): 450.288lm	
Lamp Size (W*L*H):0.038m*0.038m*0.000m	Left=-23.3°, Right=29.9°	IRF(%): 232.618	



2D Plane Light Intensity Distribution Curve

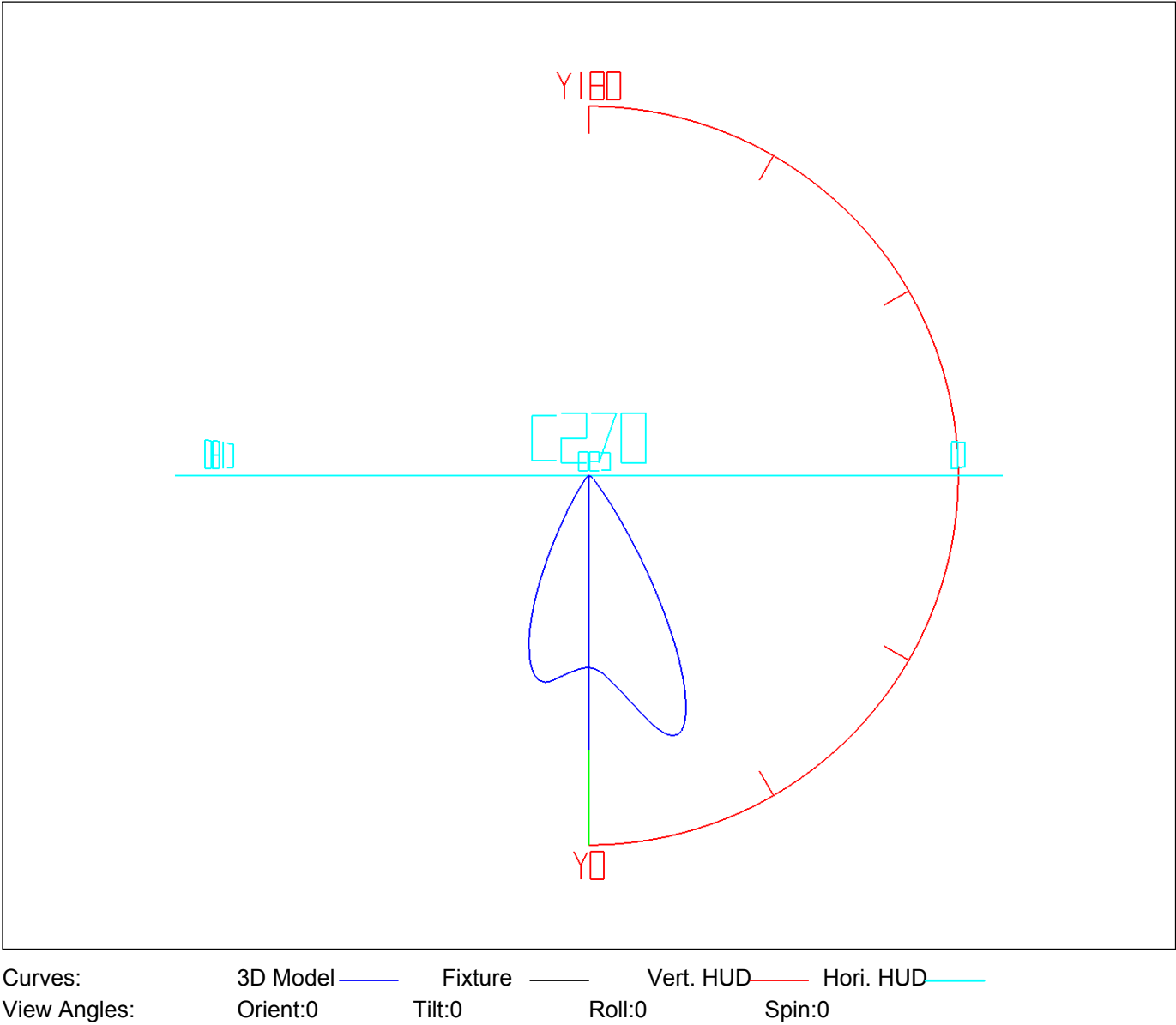
Lum. Name: WL02-06-XX-02 2700K RA90 60D	Lum. Catelog:	Test ID: 01
Lamp Name:	Lamp Catelog: LED	Test Lab: Quality Department
Manufacture: Shenzhen Norming Lighting Co., Ltd	Test Machine:GON-2000	Test Date: 2021/10/25



3D Light Intensity Distribution Modal

Lum. Name: WL02-06-XX-02 2700K RA90 60D	Lum. Catelog:	Test ID: 01
Lamp Name:	Lamp Catelog: LED	Test Lab: Quality Department
Manufacture: Shenzhen Norming Lighting Co., Ltd	Test Machine:GON-2000	Test Date: 2021/10/25

3D Light Intensity Distribution Modal



IES Indoor Report

Photometric Filename:WL02-06-XX-02 2700K RA90 60D.IES

Zonal Flux Tabulation

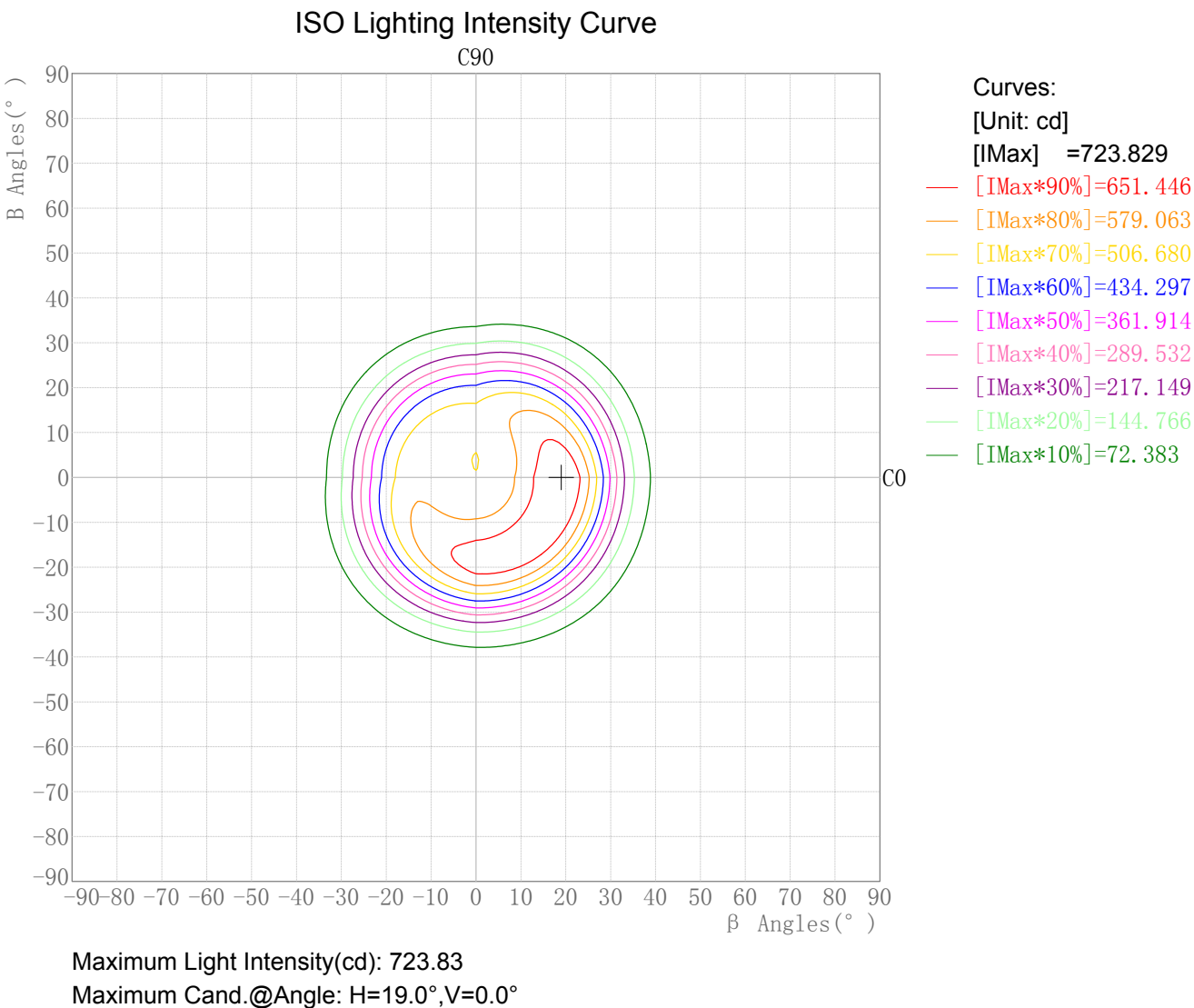
Zone(γ)	Zone Flux (lm)	Sums Flux (lm)	Zone%Lamp	Sums%Lamp	Zone(γ)	Zone Flux (lm)	Sums Flux (lm)	Zone%Lamp	Sums%Lamp
0.0-1.0	0.49	0.49	0.10	0.10	47.0-48.0	1.28	492.57	0.25	97.00
1.0-2.0	1.47	1.95	0.29	0.38	48.0-49.0	1.19	493.76	0.24	97.24
2.0-3.0	2.45	4.41	0.48	0.87	49.0-50.0	1.12	494.88	0.22	97.46
3.0-4.0	3.46	7.87	0.68	1.55	50.0-51.0	1.04	495.92	0.20	97.66
4.0-5.0	4.49	12.35	0.88	2.43	51.0-52.0	0.97	496.89	0.19	97.85
5.0-6.0	5.54	17.90	1.09	3.52	52.0-53.0	0.91	497.80	0.18	98.03
6.0-7.0	6.64	24.54	1.31	4.83	53.0-54.0	0.85	498.65	0.17	98.20
7.0-8.0	7.77	32.31	1.53	6.36	54.0-55.0	0.80	499.45	0.16	98.36
8.0-9.0	8.94	41.24	1.76	8.12	55.0-56.0	0.75	500.20	0.15	98.51
9.0-10.0	10.15	51.40	2.00	10.12	56.0-57.0	0.69	500.89	0.14	98.64
10.0-11.0	11.40	62.80	2.25	12.37	57.0-58.0	0.65	501.54	0.13	98.77
11.0-12.0	12.69	75.50	2.50	14.87	58.0-59.0	0.60	502.14	0.12	98.89
12.0-13.0	14.00	89.50	2.76	17.62	59.0-60.0	0.56	502.71	0.11	99.00
13.0-14.0	15.31	104.80	3.01	20.64	60.0-61.0	0.52	503.23	0.10	99.10
14.0-15.0	16.59	121.39	3.27	23.91	61.0-62.0	0.49	503.71	0.10	99.20
15.0-16.0	17.80	139.19	3.51	27.41	62.0-63.0	0.45	504.16	0.09	99.29
16.0-17.0	18.92	158.11	3.73	31.14	63.0-64.0	0.41	504.57	0.08	99.37
17.0-18.0	19.91	178.02	3.92	35.06	64.0-65.0	0.37	504.94	0.07	99.44
18.0-19.0	20.73	198.75	4.08	39.14	65.0-66.0	0.33	505.27	0.06	99.50
19.0-20.0	21.35	220.10	4.20	43.34	66.0-67.0	0.30	505.56	0.06	99.56
20.0-21.0	21.73	241.83	4.28	47.62	67.0-68.0	0.26	505.83	0.05	99.61
21.0-22.0	21.84	263.67	4.30	51.92	68.0-69.0	0.23	506.06	0.05	99.66
22.0-23.0	21.67	285.33	4.27	56.19	69.0-70.0	0.20	506.26	0.04	99.70
23.0-24.0	21.22	306.56	4.18	60.37	70.0-71.0	0.17	506.43	0.03	99.73
24.0-25.0	20.51	327.07	4.04	64.41	71.0-72.0	0.15	506.58	0.03	99.76
25.0-26.0	19.53	346.60	3.85	68.26	72.0-73.0	0.13	506.71	0.02	99.79
26.0-27.0	18.32	364.92	3.61	71.86	73.0-74.0	0.11	506.81	0.02	99.81
27.0-28.0	16.92	381.84	3.33	75.20	74.0-75.0	0.09	506.90	0.02	99.83
28.0-29.0	15.42	397.26	3.04	78.23	75.0-76.0	0.08	506.98	0.02	99.84
29.0-30.0	13.85	411.11	2.73	80.96	76.0-77.0	0.07	507.05	0.01	99.85
30.0-31.0	12.27	423.38	2.42	83.38	77.0-78.0	0.06	507.11	0.01	99.87
31.0-32.0	10.71	434.08	2.11	85.49	78.0-79.0	0.05	507.16	0.01	99.88
32.0-33.0	9.23	443.31	1.82	87.30	79.0-80.0	0.04	507.20	0.01	99.88
33.0-34.0	7.87	451.18	1.55	88.85	80.0-81.0	0.03	507.23	0.01	99.89
34.0-35.0	6.66	457.84	1.31	90.16	81.0-82.0	0.02	507.26	0.00	99.89
35.0-36.0	5.63	463.47	1.11	91.27	82.0-83.0	0.01	507.27	0.00	99.90
36.0-37.0	4.75	468.22	0.93	92.21	83.0-84.0	0.01	507.28	0.00	99.90
37.0-38.0	4.00	472.22	0.79	93.00	84.0-85.0	0.00	507.28	0.00	99.90
38.0-39.0	3.38	475.60	0.67	93.66	85.0-86.0	0.00	507.28	0.00	99.90
39.0-40.0	2.89	478.49	0.57	94.23	86.0-87.0	0.00	507.28	0.00	99.90
40.0-41.0	2.49	480.98	0.49	94.72	87.0-88.0	0.00	507.28	0.00	99.90
41.0-42.0	2.18	483.16	0.43	95.15	88.0-89.0	0.00	507.28	0.00	99.90
42.0-43.0	1.94	485.10	0.38	95.53	89.0-90.0	0.00	507.28	0.00	99.90
43.0-44.0	1.75	486.85	0.34	95.88	90.0-91.0	0.00	507.28	0.00	99.90
44.0-45.0	1.60	488.45	0.31	96.19	91.0-92.0	0.00	507.28	0.00	99.90
45.0-46.0	1.47	489.92	0.29	96.48	92.0-93.0	0.00	507.28	0.00	99.90
46.0-47.0	1.37	491.29	0.27	96.75	93.0-94.0	0.00	507.28	0.00	99.90

Zonal Flux Tabulation - (Cont.)

Zone(γ)	Zone Flux (lm)	Sums Flux (lm)	Zone%Lamp	Sums%Lamp	Zone(γ)	Zone Flux (lm)	Sums Flux (lm)	Zone%Lamp	Sums%Lamp
94.0-95.0	0.00	507.28	0.00	99.90	141.0-142.0	0.00	507.28	0.00	99.90
95.0-96.0	0.00	507.28	0.00	99.90	142.0-143.0	0.00	507.28	0.00	99.90
96.0-97.0	0.00	507.28	0.00	99.90	143.0-144.0	0.00	507.28	0.00	99.90
97.0-98.0	0.00	507.28	0.00	99.90	144.0-145.0	0.00	507.28	0.00	99.90
98.0-99.0	0.00	507.28	0.00	99.90	145.0-146.0	0.00	507.28	0.00	99.90
99.0-100.0	0.00	507.28	0.00	99.90	146.0-147.0	0.00	507.29	0.00	99.90
100.0-101.0	0.00	507.28	0.00	99.90	147.0-148.0	0.00	507.29	0.00	99.90
101.0-102.0	0.00	507.28	0.00	99.90	148.0-149.0	0.01	507.29	0.00	99.90
102.0-103.0	0.00	507.28	0.00	99.90	149.0-150.0	0.01	507.30	0.00	99.90
103.0-104.0	0.00	507.28	0.00	99.90	150.0-151.0	0.01	507.31	0.00	99.91
104.0-105.0	0.00	507.28	0.00	99.90	151.0-152.0	0.01	507.32	0.00	99.91
105.0-106.0	0.00	507.28	0.00	99.90	152.0-153.0	0.01	507.33	0.00	99.91
106.0-107.0	0.00	507.28	0.00	99.90	153.0-154.0	0.01	507.35	0.00	99.91
107.0-108.0	0.00	507.28	0.00	99.90	154.0-155.0	0.02	507.36	0.00	99.92
108.0-109.0	0.00	507.28	0.00	99.90	155.0-156.0	0.02	507.38	0.00	99.92
109.0-110.0	0.00	507.28	0.00	99.90	156.0-157.0	0.02	507.40	0.00	99.92
110.0-111.0	0.00	507.28	0.00	99.90	157.0-158.0	0.02	507.42	0.00	99.93
111.0-112.0	0.00	507.28	0.00	99.90	158.0-159.0	0.02	507.44	0.00	99.93
112.0-113.0	0.00	507.28	0.00	99.90	159.0-160.0	0.02	507.46	0.00	99.94
113.0-114.0	0.00	507.28	0.00	99.90	160.0-161.0	0.02	507.49	0.00	99.94
114.0-115.0	0.00	507.28	0.00	99.90	161.0-162.0	0.02	507.51	0.00	99.94
115.0-116.0	0.00	507.28	0.00	99.90	162.0-163.0	0.02	507.53	0.00	99.95
116.0-117.0	0.00	507.28	0.00	99.90	163.0-164.0	0.02	507.56	0.00	99.95
117.0-118.0	0.00	507.28	0.00	99.90	164.0-165.0	0.02	507.58	0.00	99.96
118.0-119.0	0.00	507.28	0.00	99.90	165.0-166.0	0.02	507.60	0.00	99.96
119.0-120.0	0.00	507.28	0.00	99.90	166.0-167.0	0.02	507.62	0.00	99.97
120.0-121.0	0.00	507.28	0.00	99.90	167.0-168.0	0.02	507.65	0.00	99.97
121.0-122.0	0.00	507.28	0.00	99.90	168.0-169.0	0.02	507.67	0.00	99.98
122.0-123.0	0.00	507.28	0.00	99.90	169.0-170.0	0.02	507.69	0.00	99.98
123.0-124.0	0.00	507.28	0.00	99.90	170.0-171.0	0.02	507.70	0.00	99.98
124.0-125.0	0.00	507.28	0.00	99.90	171.0-172.0	0.02	507.72	0.00	99.99
125.0-126.0	0.00	507.28	0.00	99.90	172.0-173.0	0.02	507.74	0.00	99.99
126.0-127.0	0.00	507.28	0.00	99.90	173.0-174.0	0.01	507.75	0.00	99.99
127.0-128.0	0.00	507.28	0.00	99.90	174.0-175.0	0.01	507.76	0.00	99.99
128.0-129.0	0.00	507.28	0.00	99.90	175.0-176.0	0.01	507.77	0.00	100.00
129.0-130.0	0.00	507.28	0.00	99.90	176.0-177.0	0.01	507.78	0.00	100.00
130.0-131.0	0.00	507.28	0.00	99.90	177.0-178.0	0.01	507.78	0.00	100.00
131.0-132.0	0.00	507.28	0.00	99.90	178.0-179.0	0.00	507.79	0.00	100.00
132.0-133.0	0.00	507.28	0.00	99.90	179.0-180.0	0.00	507.79	0.00	100.00
133.0-134.0	0.00	507.28	0.00	99.90					
134.0-135.0	0.00	507.28	0.00	99.90					
135.0-136.0	0.00	507.28	0.00	99.90					
136.0-137.0	0.00	507.28	0.00	99.90					
137.0-138.0	0.00	507.28	0.00	99.90					
138.0-139.0	0.00	507.28	0.00	99.90					
139.0-140.0	0.00	507.28	0.00	99.90					
140.0-141.0	0.00	507.28	0.00	99.90					

Rectangle ISO Lighting Intensity Diagram

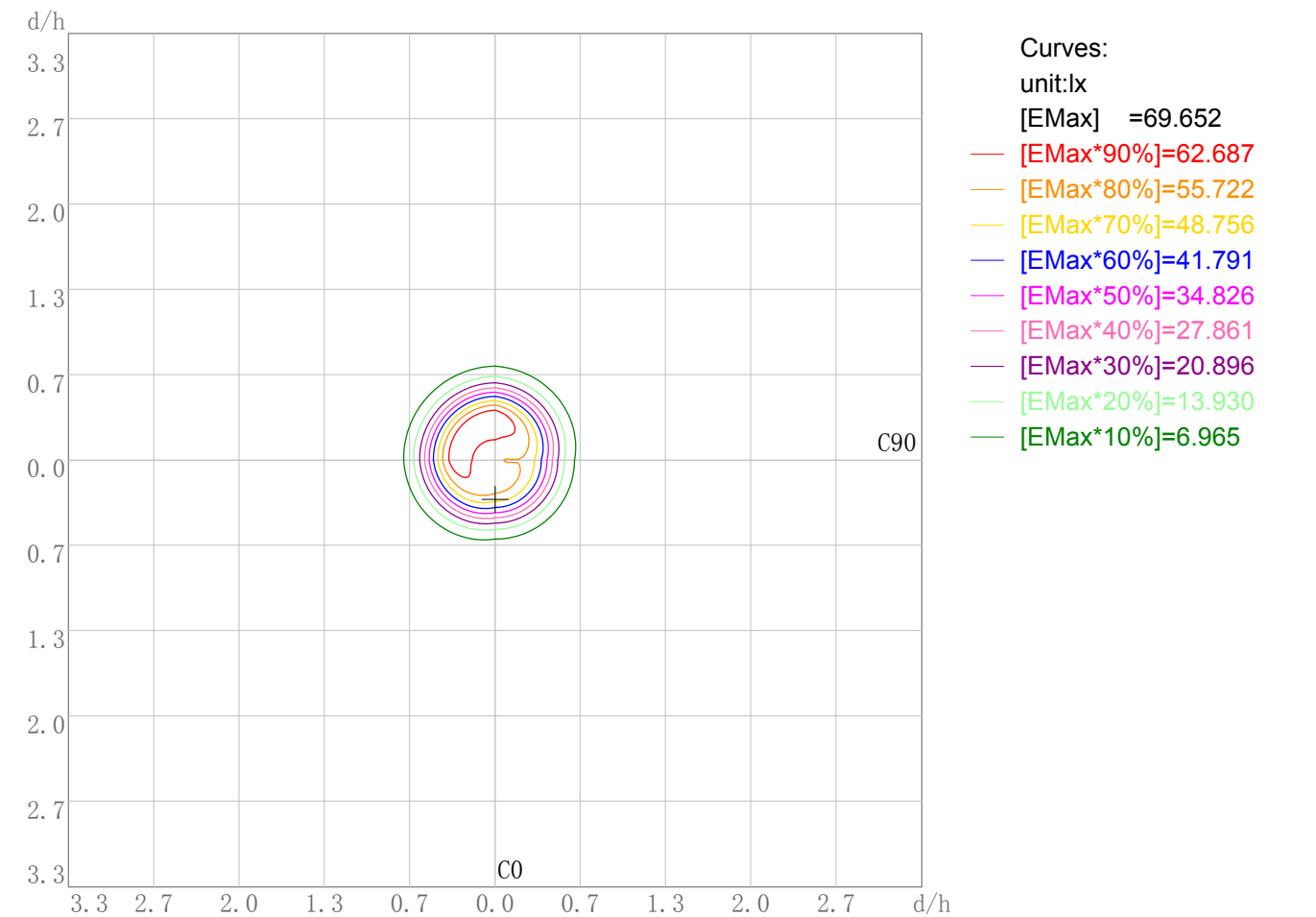
Lum. Name: WL02-06-XX-02 2700K RA90 60D	Lum. Catalog:	Test ID: 01
Lamp Name:	Lamp Catalog: LED	Test Lab: Quality Department
Manufacture: Shenzhen Norming Lighting Co., Ltd	Test Machine:GON-2000	Test Date: 2021/10/25



Plane ISO-Illuminance Diagram

Lum. Name: WL02-06-XX-02 2700K RA90 60D	Lum. Catalog:	Test ID: 01
Lamp Name:	Lamp Catalog: LED	Test Lab: Quality Department
Manufacture: Shenzhen Norming Lighting Co., Ltd	Test Machine:GON-2000	Test Date: 2021/10/25

Plane ISO-Illuminance Curve



Working Plane Luminaire Mounting Height(m): 3.00  
Working Plane Maximum Illuminance(lx): 69.65  
Working Plane Maximum Illuminance Position(d/h):H0.0 V0.3

---

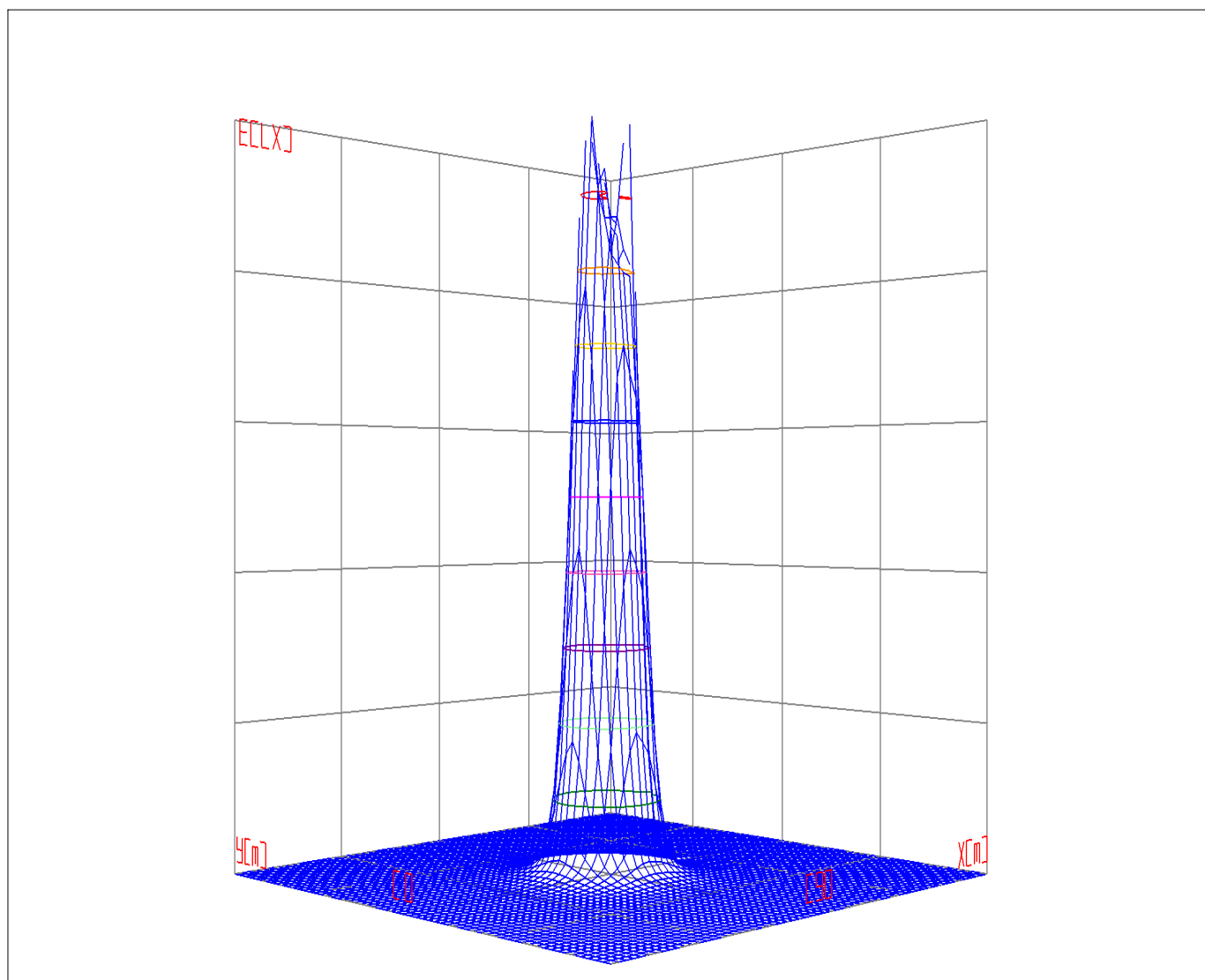
# IES Indoor Report

Photometric Filename:WL02-06-XX-02 2700K RA90 60D.IES

## 3D Plane ISO Illuminance Diagram

Lum. Name: WL02-06-XX-02 2700K RA90 60D	Lum. Catalog:	Test ID: 01
Lamp Name:	Lamp Catalog: LED	Test Lab: Quality Department
Manufacture: Shenzhen Norming Lighting Co., Ltd	Test Machine:GON-2000	Test Date: 2021/10/25

## 3D Plane Illuminance Modal



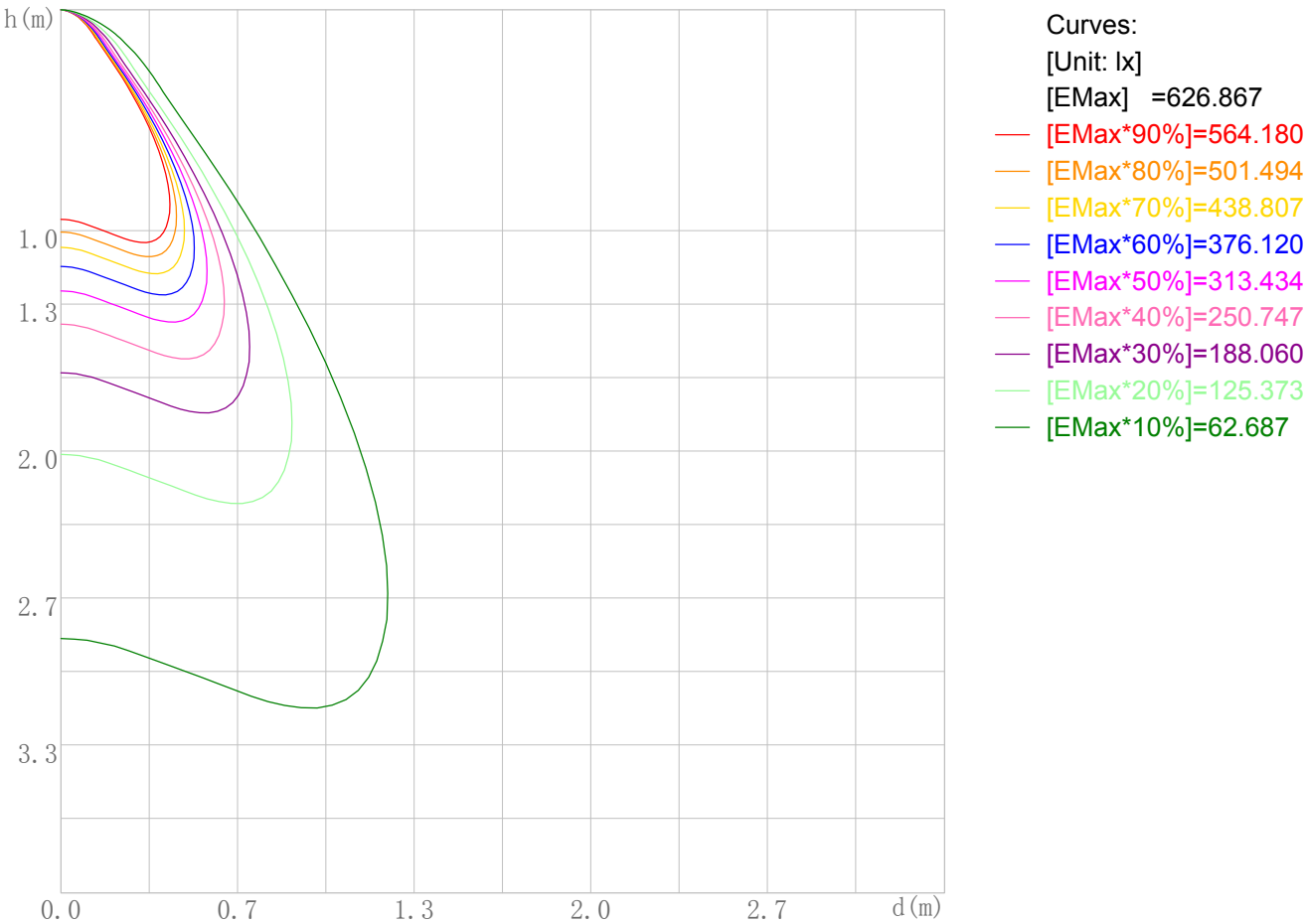
Curves: 3D Model — 90% — 80% — 70% — 60% — 50% — 40% — 30% — 20% — 10% —  
View Angles(deg): 0 Height(m): 3.0 Distance(m): 10.0



Space ISO Illuminance Diagram

Lum. Name: WL02-06-XX-02 2700K RA90 60D	Lum. Catalog:	Test ID: 01
Lamp Name:	Lamp Catalog: LED	Test Lab: Quality Department
Manufacture: Shenzhen Norming Lighting Co., Ltd	Test Machine:GON-2000	Test Date: 2021/10/25

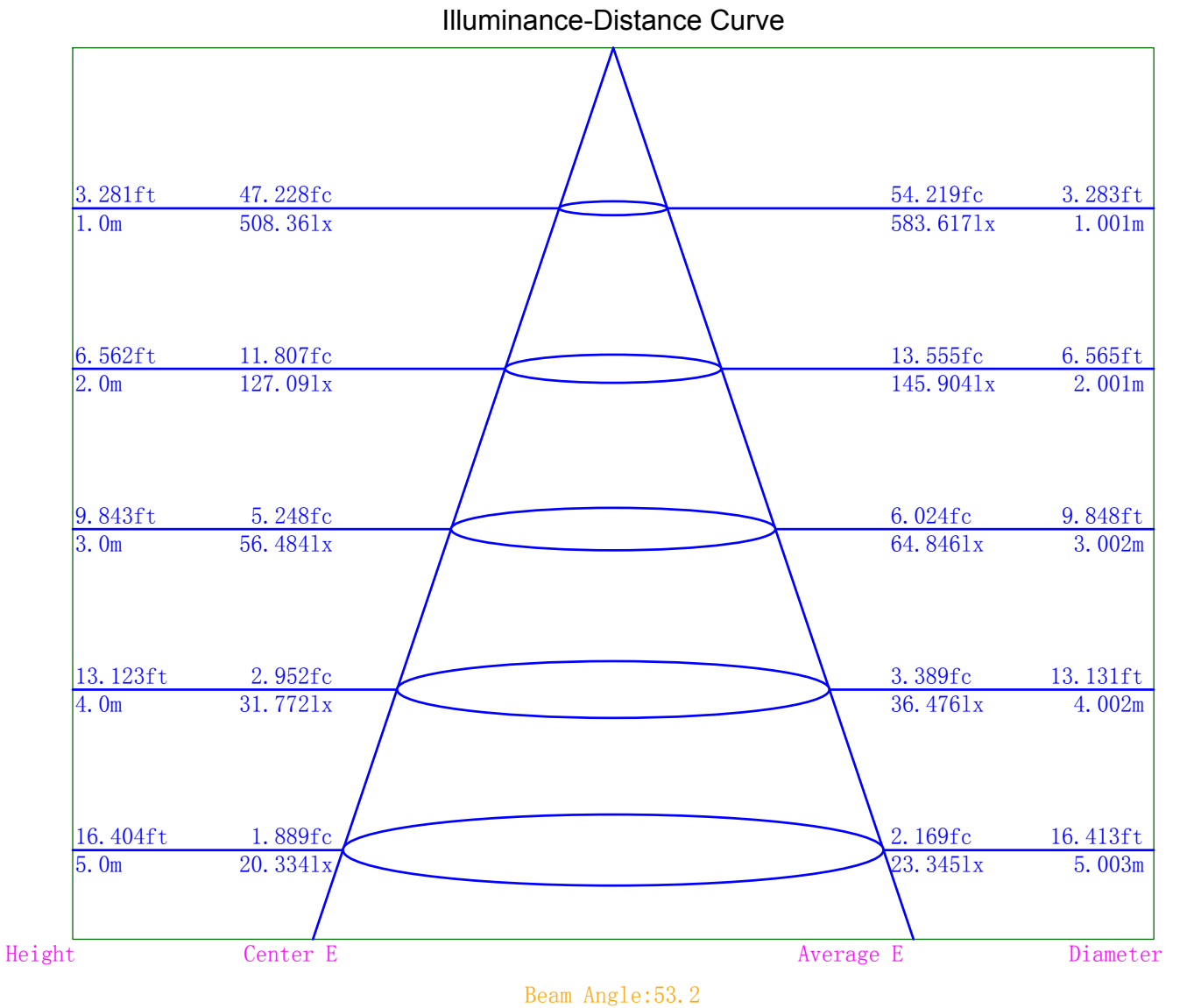
Space ISO Illuminance Curve



Space Plane Maximum Illuminance and @Angle:626.87lx,17.0deg  
Plane Maximum Lighting Intensity and @Angle:723.829cd,0deg

Illuminance-Distance Diagram

Lum. Name:    WL02-06-XX-02 2700K RA90 60D	Lum. Catelog:	Test ID:    01
Lamp Name:	Lamp Catelog: LED	Test Lab:    Quality Department
Manufacture: Shenzhen Norming Lighting Co., Ltd	Test Machine:GON-2000	Test Date: 2021/10/25



Indoor Luminance Limiting Curves

Lum. Name: WL02-06-XX-02 2700K RA90 60D	Lum. Catalog:	Test ID: 01
Lamp Name:	Lamp Catalog: LED	Test Lab: Quality Department
Manufacture: Shenzhen Norming Lighting Co., Ltd	Test Machine:GON-2000	Test Date: 2021/10/25

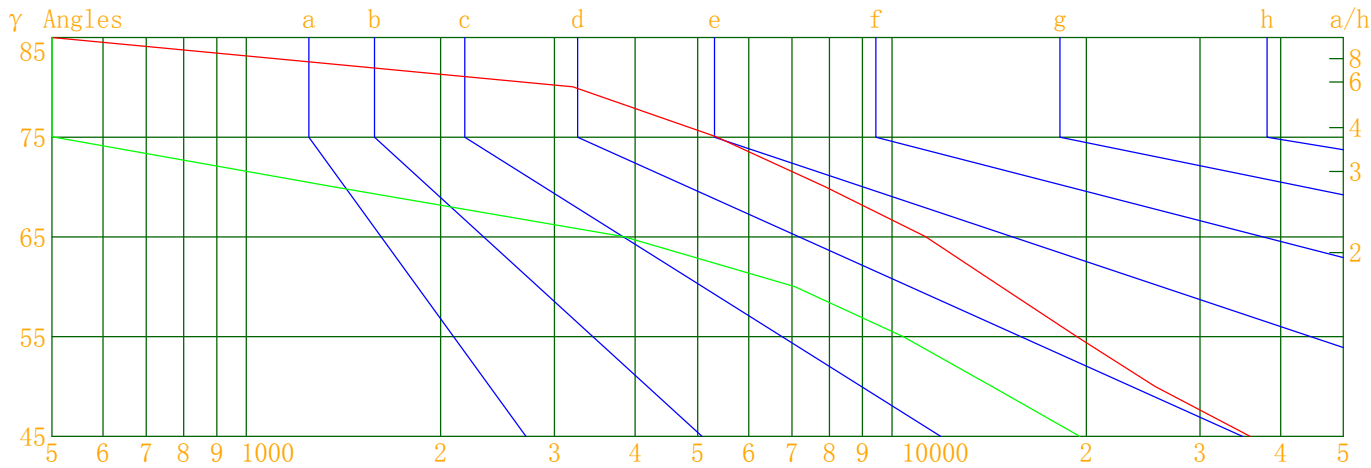
Glare Grade Table

GI	Quality	Using Illuminance							
1.15	A	2000	1000	500	<=300				
1.5	B		2000	1000	500	<=300			
1.85	C			2000	1000	500	<=300		
2.2	D				2000	1000	500	<=300	
2.55	E	a				2000	1000	500	<=300
			b	c	d	e	f	g	h

Luminance Table

Gama(deg)	45	50	55	60	65	70	75	80	85
C0	35862	25554	19311	14743	11266	7873	5342	3204	0
C90	19540	14285	10397	7063	3839	1361	0	0	0

Luminance Limiting Curve



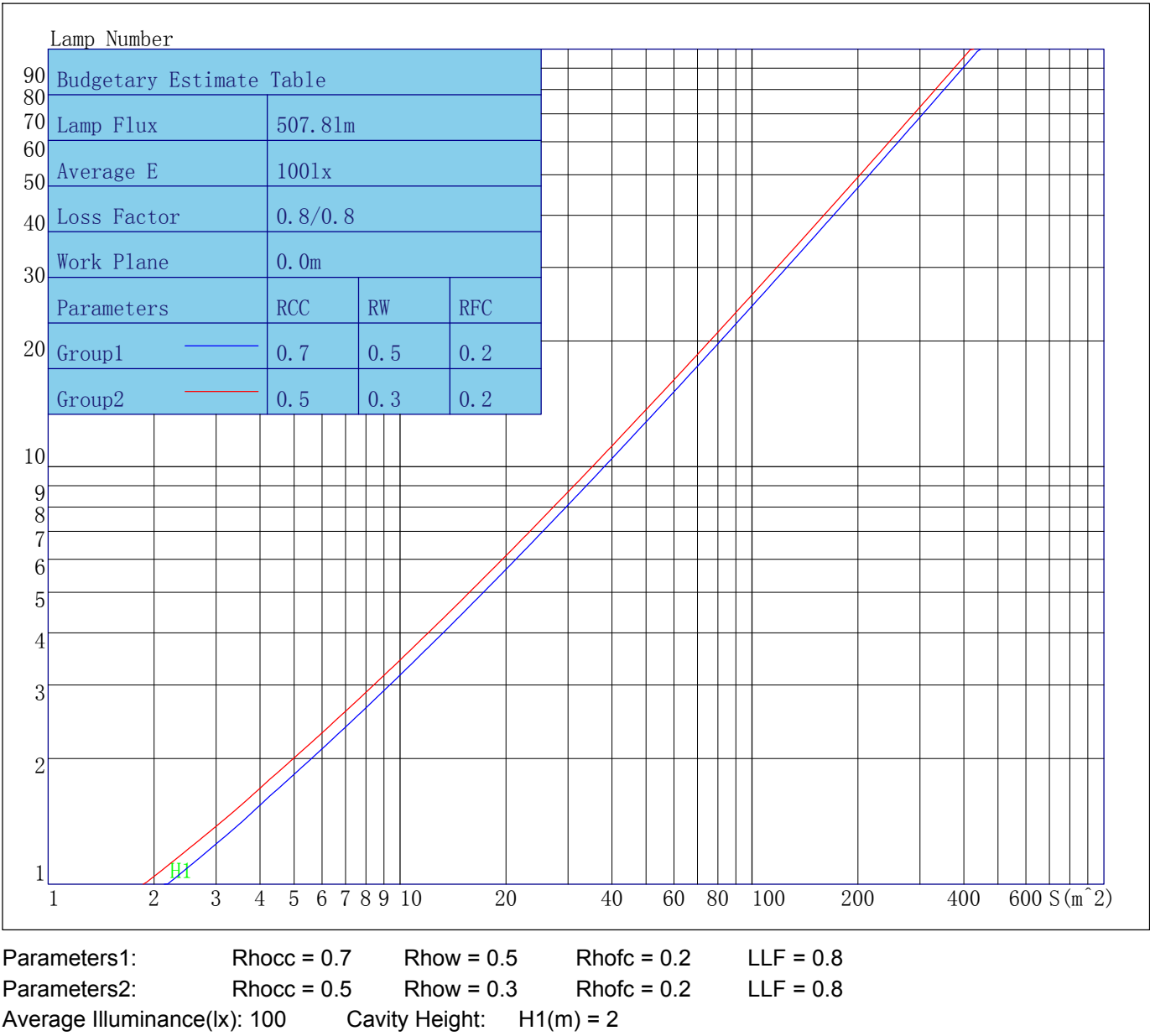
Luminous Size: Length(m)=-0.038 Width(m)=-0.038 Height(m)=0.000 Area(m^2)=0.001134

Luminous Type: Without Luminous Side

Luminous Curves: C0-C180 Color: C90-C270 Color:

Indoor Budgetary Estimate Table

Lum. Name: WL02-06-XX-02 2700K RA90 60D	Lum. Catalog:	Test ID: 01
Lamp Name:	Lamp Catalog: LED	Test Lab: Quality Department
Manufacture: Shenzhen Norming Lighting Co., Ltd	Test Machine:GON-2000	Test Date: 2021/10/25



Indoor Coefficient of Utilization Table

Lum. Name: WL02-06-XX-02 2700K RA90 60D	Lum. Catelog:	Test ID: 01
Lamp Name:	Lamp Catelog: LED	Test Lab: Quality Department
Manufacture: Shenzhen Norming Lighting Co., Ltd	Test Machine:GON-2000	Test Date: 2021/10/25

Coefficients of Utilization - Zonal Cavity Method																		
Coef.	Effective Floor Cavity Reflectance RFC=0.20																	
RhoCC (%)	80				70				50			30			10			0
RhoW (%)	70	50	30	10	70	50	30	10	50	30	10	50	30	10	50	30	10	0
RCR	Coefficient of Utilization(%)																	
0	119	119	119	119	116	116	116	116	111	111	111	106	106	106	102	102	102	100
1	114	111	109	106	111	109	107	105	105	103	101	101	100	98	98	97	96	94
2	108	104	100	96	106	102	98	95	99	96	93	96	93	91	93	91	89	88
3	103	97	92	88	101	96	91	88	93	89	86	91	87	85	88	86	84	82
4	98	91	86	82	96	90	85	81	88	84	80	86	82	79	84	81	78	77
5	94	86	80	76	92	85	79	76	83	78	75	81	77	74	80	76	74	72
6	89	81	75	71	88	80	75	71	78	74	70	77	73	70	76	72	69	68
7	85	76	70	66	84	76	70	66	74	69	66	73	69	66	72	68	65	64
8	81	72	66	62	80	72	66	62	70	66	62	69	65	62	68	64	61	60
9	78	68	63	59	76	68	62	59	67	62	59	66	62	58	65	61	58	57
10	74	65	59	56	73	64	59	55	64	59	55	63	58	55	62	58	55	54

Unified Glare Rating Table

Lum. Name: WL02-06-XX-02 2700K RA90 60D	Lum. Catelog:	Test ID: 01
Lamp Name:	Lamp Catelog: LED	Test Lab: Quality Department
Manufacture: Shenzhen Norming Lighting Co., Ltd	Test Machine:GON-2000	Test Date: 2021/10/25

Unified Glare Rating Table

Ceiling RCC	0.70	0.70	0.50	0.50	0.30	0.70	0.70	0.50	0.50	0.30
Wall RW	0.50	0.30	0.50	0.30	0.30	0.50	0.30	0.50	0.30	0.30
Floor RFC	0.20	0.20	0.20	0.20	0.20	0.20	0.20	0.20	0.20	0.20
Room Size	Vewed crosswise					Vewed endwise				
X=2H    Y=2H	21.5	22.6	21.9	22.9	23.3	16.7	17.8	17.1	18.2	18.5
	21.5	22.4	21.8	22.8	23.2	16.6	17.6	17.0	17.9	18.3
	21.4	22.3	21.8	22.7	23.1	16.5	17.4	16.9	17.8	18.2
	21.3	22.2	21.7	22.5	22.9	16.4	17.2	16.8	17.6	18.0
	21.2	22.1	21.7	22.5	22.9	16.3	17.1	16.8	17.5	17.9
	21.2	22.0	21.6	22.4	22.8	16.3	17.0	16.7	17.4	17.9
X=4H    Y=2H	21.3	22.2	21.7	22.6	23.0	16.6	17.5	17.0	17.9	18.3
	21.2	22.0	21.7	22.4	22.9	16.4	17.2	16.9	17.6	18.1
	21.2	21.9	21.6	22.3	22.8	16.3	17.0	16.8	17.5	17.9
	21.1	21.7	21.5	22.2	22.6	16.2	16.9	16.7	17.3	17.8
	21.0	21.6	21.5	22.1	22.5	16.1	16.7	16.6	17.2	17.7
	21.0	21.5	21.4	22.0	22.5	16.1	16.6	16.6	17.1	17.6
X=8H    Y=4H	21.0	21.6	21.5	22.1	22.5	16.2	16.8	16.6	17.2	17.7
	20.9	21.4	21.4	21.9	22.5	16.0	16.6	16.5	17.0	17.6
	20.8	21.3	21.4	21.8	22.3	16.0	16.4	16.5	16.9	17.4
	20.8	21.2	21.3	21.7	22.3	15.9	16.3	16.4	16.8	17.4
X=12H    Y=4H	20.9	21.5	21.4	22.0	22.5	16.1	16.6	16.6	17.1	17.6
	20.8	21.3	21.4	21.8	22.3	16.0	16.4	16.5	16.9	17.5
	20.8	21.2	21.3	21.7	22.3	15.9	16.3	16.4	16.8	17.4
Variations with the objerver position at spacings										
S=1.0H	1.0/-1.2					1.5/-1.9				
S=1.5H	1.7/-2.2					2.3/-3.0				
S=2.0H	3.0/-3.5					5.0/-7.7				
Reduced UGR Table:										
Nordic Standard Table:	BK0					BK0				
Correction Value	0.2					0.1				

o the CIE Pub.117, data has been corrected, refers to the lamp’s lumens 8.2flm.

Candela Tabulation

V/H	C0.0	C90.0	C180.0	C270.0
γ 0.0	508.36	508.36	508.36	508.36
γ 1.0	509.67	507.55	508.50	513.00
γ 2.0	512.19	506.07	510.18	517.43
γ 3.0	518.01	505.48	513.17	522.48
γ 4.0	524.40	504.81	517.02	528.87
γ 5.0	534.23	505.54	520.70	536.41
γ 6.0	545.32	507.68	525.82	544.78
γ 7.0	557.54	511.23	532.03	554.57
γ 8.0	570.86	514.51	536.97	564.47
γ 9.0	585.17	518.66	543.78	576.62
γ 10.0	600.65	523.27	550.00	589.15
γ 11.0	617.30	526.32	555.41	603.27
γ 12.0	635.44	528.54	558.61	620.01
γ 13.0	654.91	528.03	558.12	635.46
γ 14.0	673.75	526.05	556.00	651.39
γ 15.0	690.44	521.39	548.52	665.29
γ 16.0	705.24	512.47	538.61	677.04
γ 17.0	716.78	500.54	524.02	684.93
γ 18.0	722.93	486.41	506.39	688.29
γ 19.0	723.83	468.10	484.79	685.78
γ 20.0	717.89	446.77	462.39	675.98
γ 21.0	704.14	422.36	435.59	661.14
γ 22.0	684.10	394.51	405.39	639.93
γ 23.0	656.96	363.34	372.46	613.40
γ 24.0	626.97	330.78	337.45	581.68
γ 25.0	588.38	295.97	301.98	544.92
γ 26.0	547.58	261.85	265.12	503.40
γ 27.0	501.70	227.47	229.32	458.81
γ 28.0	453.43	196.04	195.05	411.89
γ 29.0	403.78	167.16	164.87	364.85
γ 30.0	354.80	141.36	138.10	317.65
γ 31.0	306.72	117.76	114.77	272.11
γ 32.0	262.57	97.56	93.85	229.59
γ 33.0	220.77	81.01	76.71	190.82
γ 34.0	183.57	67.06	62.44	157.53
γ 35.0	152.33	55.47	50.99	129.05
γ 36.0	126.13	46.08	41.51	105.44
γ 37.0	104.00	38.71	34.23	85.93
γ 38.0	85.46	32.91	28.50	69.83
γ 39.0	70.34	28.45	24.13	56.88
γ 40.0	58.67	24.90	20.72	46.83
γ 41.0	49.35	22.27	18.24	38.85
γ 42.0	42.14	20.19	16.26	32.75
γ 43.0	36.60	18.42	14.68	28.30
γ 44.0	32.24	16.96	13.36	24.84
γ 45.0	28.76	15.67	12.27	22.13
γ 46.0	26.00	14.53	11.33	19.95

---

Candela Tabulation - (Cont.)

V/H	C0.0	C90.0	C180.0	C270.0
γ 47.0	23.84	13.42	10.44	18.25
γ 48.0	21.94	12.35	9.60	16.74
γ 49.0	20.23	11.35	8.80	15.36
γ 50.0	18.63	10.41	8.10	14.12
γ 51.0	17.22	9.52	7.39	13.02
γ 52.0	15.94	8.66	6.80	12.03
γ 53.0	14.73	7.97	6.35	11.19
γ 54.0	13.62	7.36	5.94	10.36
γ 55.0	12.56	6.76	5.53	9.58
γ 56.0	11.50	6.18	5.14	8.78
γ 57.0	10.47	5.62	4.76	8.20
γ 58.0	9.69	5.05	4.34	7.76
γ 59.0	8.99	4.52	3.93	7.34
γ 60.0	8.36	4.01	3.57	6.93
γ 61.0	7.74	3.52	3.24	6.54
γ 62.0	7.16	3.09	2.90	6.14
γ 63.0	6.55	2.67	2.56	5.70
γ 64.0	5.97	2.25	2.21	5.26
γ 65.0	5.40	1.84	1.85	4.85
γ 66.0	4.89	1.51	1.59	4.47
γ 67.0	4.40	1.25	1.36	4.11
γ 68.0	3.94	1.00	1.09	3.71
γ 69.0	3.48	0.73	0.86	3.34
γ 70.0	3.05	0.53	0.67	2.96
γ 71.0	2.66	0.36	0.49	2.66
γ 72.0	2.38	0.18	0.32	2.40
γ 73.0	2.10	0.03	0.16	2.12
γ 74.0	1.81	0.00	0.00	1.85
γ 75.0	1.57	0.00	0.00	1.64
γ 76.0	1.36	0.00	0.00	1.42
γ 77.0	1.17	0.00	0.00	1.24
γ 78.0	0.97	0.00	0.00	1.05
γ 79.0	0.80	0.00	0.00	0.88
γ 80.0	0.63	0.00	0.00	0.70
γ 81.0	0.47	0.00	0.00	0.54
γ 82.0	0.32	0.00	0.00	0.37
γ 83.0	0.18	0.00	0.00	0.22
γ 84.0	0.03	0.00	0.00	0.09
γ 85.0	0.00	0.00	0.00	0.00
γ 86.0	0.00	0.00	0.00	0.00
γ 87.0	0.00	0.00	0.00	0.00
γ 88.0	0.00	0.00	0.00	0.00
γ 89.0	0.00	0.00	0.00	0.00
γ 90.0	0.00	0.00	0.00	0.00
γ 91.0	0.00	0.00	0.00	0.00
γ 92.0	0.00	0.00	0.00	0.00
γ 93.0	0.00	0.00	0.00	0.00

---



Candela Tabulation - (Cont.)

V/H	C0.0	C90.0	C180.0	C270.0
γ 94.0	0.00	0.00	0.00	0.00
γ 95.0	0.00	0.00	0.00	0.00
γ 96.0	0.00	0.00	0.00	0.00
γ 97.0	0.00	0.00	0.00	0.00
γ 98.0	0.00	0.00	0.00	0.00
γ 99.0	0.00	0.00	0.00	0.00
γ 100.0	0.00	0.00	0.00	0.00
γ 101.0	0.00	0.00	0.00	0.00
γ 102.0	0.00	0.00	0.00	0.00
γ 103.0	0.00	0.00	0.00	0.00
γ 104.0	0.00	0.00	0.00	0.00
γ 105.0	0.00	0.00	0.00	0.00
γ 106.0	0.00	0.00	0.00	0.00
γ 107.0	0.00	0.00	0.00	0.00
γ 108.0	0.00	0.00	0.00	0.00
γ 109.0	0.00	0.00	0.00	0.00
γ 110.0	0.00	0.00	0.00	0.00
γ 111.0	0.00	0.00	0.00	0.00
γ 112.0	0.00	0.00	0.00	0.00
γ 113.0	0.00	0.00	0.00	0.00
γ 114.0	0.00	0.00	0.00	0.00
γ 115.0	0.00	0.00	0.00	0.00
γ 116.0	0.00	0.00	0.00	0.00
γ 117.0	0.00	0.00	0.00	0.00
γ 118.0	0.00	0.00	0.00	0.00
γ 119.0	0.00	0.00	0.00	0.00
γ 120.0	0.00	0.00	0.00	0.00
γ 121.0	0.00	0.00	0.00	0.00
γ 122.0	0.00	0.00	0.00	0.00
γ 123.0	0.00	0.00	0.00	0.00
γ 124.0	0.00	0.00	0.00	0.00
γ 125.0	0.00	0.00	0.00	0.00
γ 126.0	0.00	0.00	0.00	0.00
γ 127.0	0.00	0.00	0.00	0.00
γ 128.0	0.00	0.00	0.00	0.00
γ 129.0	0.00	0.00	0.00	0.00
γ 130.0	0.00	0.00	0.00	0.00
γ 131.0	0.00	0.00	0.00	0.00
γ 132.0	0.00	0.00	0.00	0.00
γ 133.0	0.00	0.00	0.00	0.00
γ 134.0	0.00	0.00	0.00	0.00
γ 135.0	0.00	0.00	0.00	0.00
γ 136.0	0.00	0.00	0.00	0.00
γ 137.0	0.00	0.00	0.00	0.00
γ 138.0	0.00	0.00	0.00	0.00
γ 139.0	0.00	0.00	0.00	0.00
γ 140.0	0.00	0.00	0.00	0.00

---

Candela Tabulation - (Cont.)

V/H	C0.0	C90.0	C180.0	C270.0
γ 141.0	0.00	0.00	0.00	0.00
γ 142.0	0.00	0.00	0.00	0.00
γ 143.0	0.00	0.00	0.00	0.00
γ 144.0	0.00	0.00	0.02	0.00
γ 145.0	0.00	0.00	0.10	0.00
γ 146.0	0.00	0.00	0.16	0.00
γ 147.0	0.00	0.00	0.22	0.00
γ 148.0	0.00	0.02	0.29	0.00
γ 149.0	0.00	0.09	0.35	0.00
γ 150.0	0.00	0.14	0.41	0.00
γ 151.0	0.00	0.20	0.47	0.02
γ 152.0	0.00	0.25	0.52	0.09
γ 153.0	0.04	0.29	0.57	0.16
γ 154.0	0.11	0.33	0.62	0.23
γ 155.0	0.18	0.36	0.65	0.29
γ 156.0	0.23	0.41	0.69	0.34
γ 157.0	0.29	0.44	0.73	0.41
γ 158.0	0.36	0.46	0.75	0.47
γ 159.0	0.42	0.49	0.79	0.53
γ 160.0	0.48	0.53	0.82	0.58
γ 161.0	0.53	0.56	0.83	0.63
γ 162.0	0.58	0.60	0.86	0.68
γ 163.0	0.65	0.63	0.88	0.73
γ 164.0	0.69	0.68	0.91	0.78
γ 165.0	0.74	0.73	0.94	0.81
γ 166.0	0.80	0.76	0.95	0.87
γ 167.0	0.85	0.81	0.97	0.90
γ 168.0	0.89	0.85	1.00	0.94
γ 169.0	0.94	0.88	1.02	0.97
γ 170.0	0.98	0.92	1.05	1.00
γ 171.0	1.01	0.95	1.07	1.04
γ 172.0	1.04	0.98	1.10	1.06
γ 173.0	1.07	1.01	1.13	1.10
γ 174.0	1.10	1.04	1.14	1.11
γ 175.0	1.13	1.06	1.15	1.14
γ 176.0	1.15	1.09	1.16	1.14
γ 177.0	1.16	1.10	1.16	1.17
γ 178.0	1.18	1.11	1.18	1.17
γ 179.0	1.19	1.11	1.19	1.19
γ 180.0	1.18	1.18	1.18	1.18